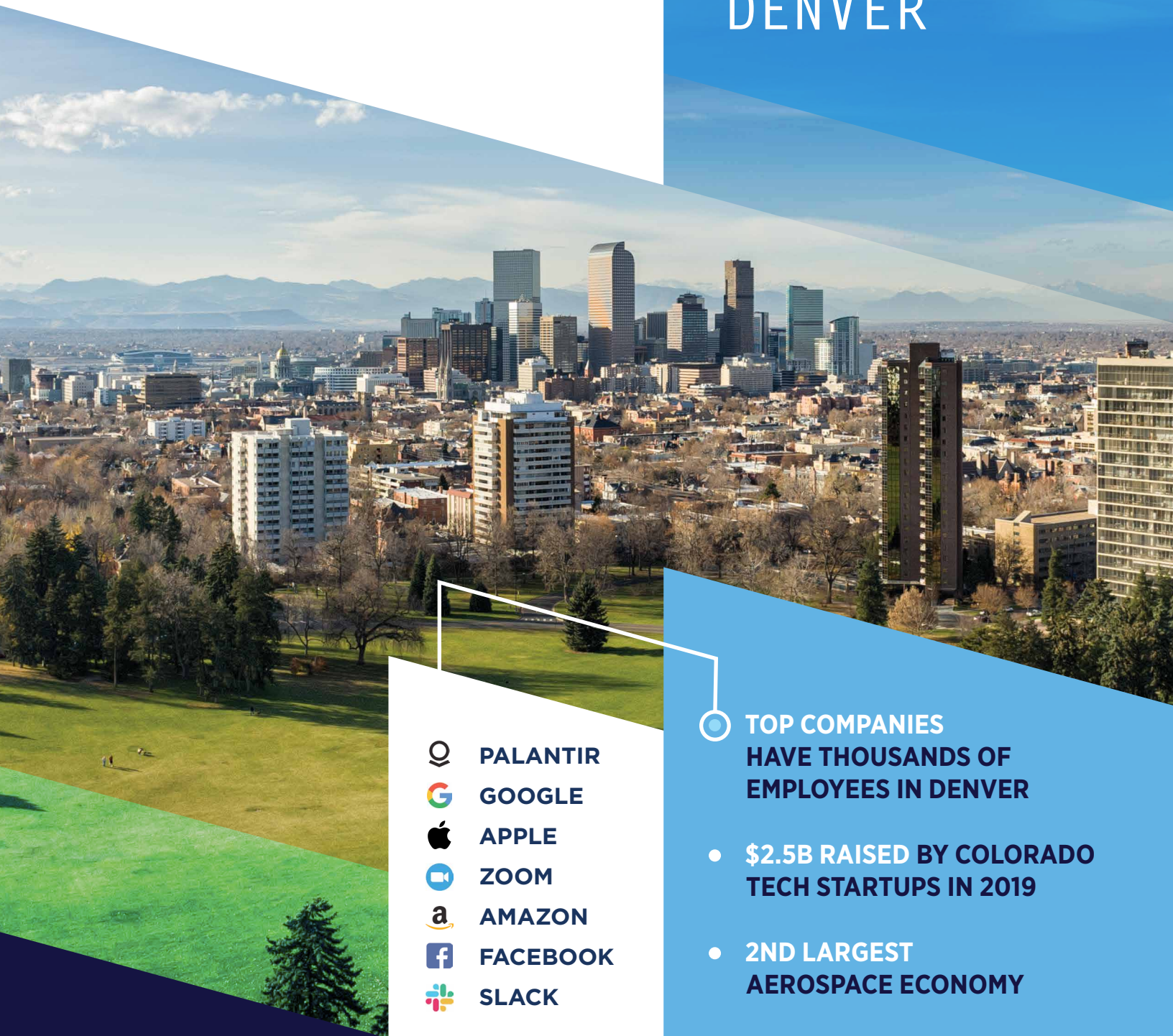



ONE AMERICA WORKS  
DENVER

GROWTH  
LIVES IN  
DENVER



-  PALANTIR
-  GOOGLE
-  APPLE
-  ZOOM
-  AMAZON
-  FACEBOOK
-  SLACK

TOP COMPANIES  
HAVE THOUSANDS OF  
EMPLOYEES IN DENVER

- \$2.5B RAISED BY COLORADO  
TECH STARTUPS IN 2019
- 2ND LARGEST  
AEROSPACE ECONOMY
- #1 FOR WOMEN  
ENTREPRENEURS
- 4TH HIGHEST  
CONCENTRATION OF  
HIGH TECH WORKERS

“DENVER RANKED AS THE  
#2 BEST PLACE TO LIVE IN THE US”

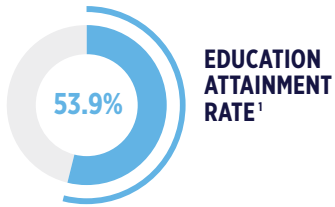
—US NEWS AND WORLD REPORT

# :TALENT

#2 Most Highly Educated Workforce

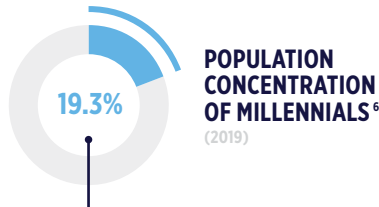
—CBRE

Denver is a global magnet for talent. People flock to the city for the easy access to nature and a work life balance that values health and time outdoors.

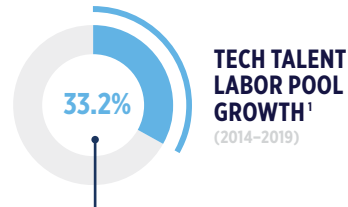


REGIONAL COLLEGES AND UNIVERSITIES<sup>10</sup> : 9

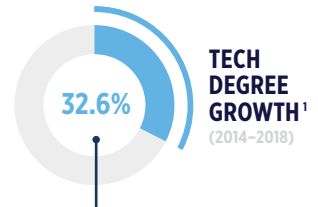
158K ▶ ENROLLED STUDENTS



19.6% MILLENNIAL GROWTH PER YEAR<sup>1</sup> (SINCE 2013)



113.2K TECH TALENT TOTAL<sup>1</sup>



4.7K TECH DEGREE COMPLETIONS<sup>1</sup> (2018)

CBRE RANKED DENVER 7TH FOR TECH TALENT NATIONALLY

ONE OF THE HIGHEST CONCENTRATIONS OF FEDERALLY FUNDED SCIENCE & RESEARCH CENTERS

#2 IN EDUCATIONAL ATTAINMENT WITH 4,759 DEGREES COMPLETED IN 2018

# :COST

#6 Best City for Startups

—CBRE

As an established tech hub with ample space to grow, Denver has maintained affordability & strong economic/population growth.

GROSS DOMESTIC PRODUCT 2018<sup>7</sup>

\$194B

STARTUP INVESTMENT 2019<sup>8</sup>

\$2.5B

AVERAGE OFFICE RENT<sup>3</sup>

DENVER SAN FRANCISCO  
\$29.1 FT<sup>2</sup> \$66.6 FT<sup>2</sup>

COST OF LIVING INDEX C2ER 2020<sup>2</sup>

NATIONAL AVG.

100.0

DENVER

111.5

SAN FRANCISCO

197.6

AVERAGE TECH SALARY<sup>1</sup>

\$105K DENVER

\$125.4K SF

AVERAGE INDUSTRIAL RENT<sup>4</sup>

DENVER SAN FRANCISCO  
\$9.0 FT<sup>2</sup> \$16.2 FT<sup>2</sup>

MEDIAN HOUSE PRICE<sup>5</sup>

DENVER SAN FRANCISCO  
\$465K \$1.4M

MEDIAN VALUE FOR TOP TIER HOME<sup>5</sup>

DENVER SAN FRANCISCO  
\$745K \$2.2M

4TH MOST-CONCENTRATED MILLENNIAL MARKET, WITH 30.1% OF ITS POPULATION AGED 22-36

DENVER'S MILLENNIAL POPULATION INCREASED BY 19.6% (51,386 PEOPLE) SINCE 2013

AVERAGE APARTMENT RENT IN DENVER IS \$1,522 PER MONTH ACCORDING TO CBRE

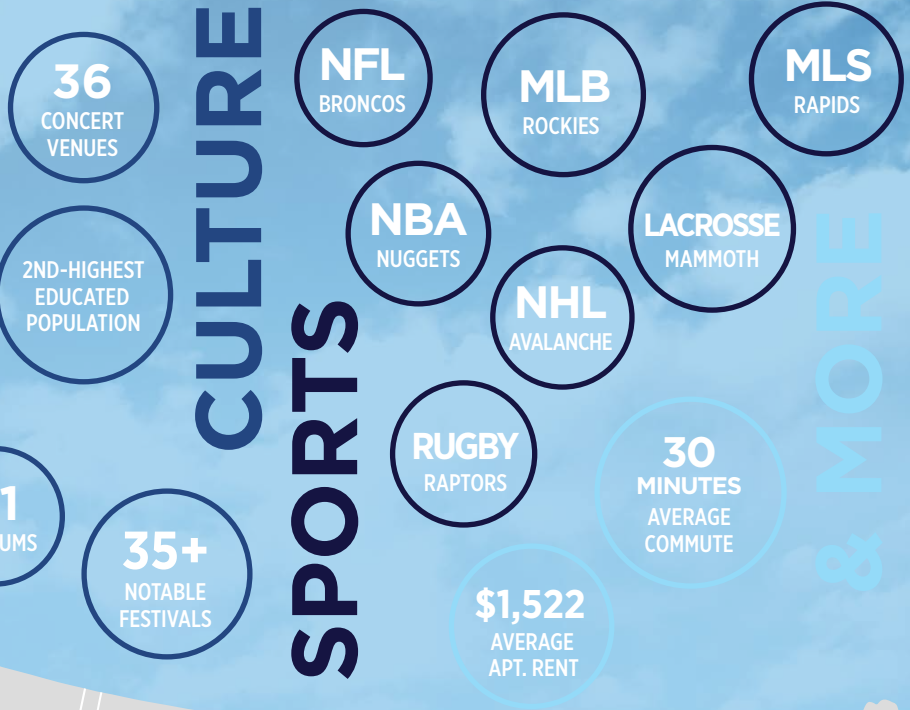
# QUALITY OF LIFE

# OUTDOORS



#2 Best Place to Live  
—U.S. News & World's Report

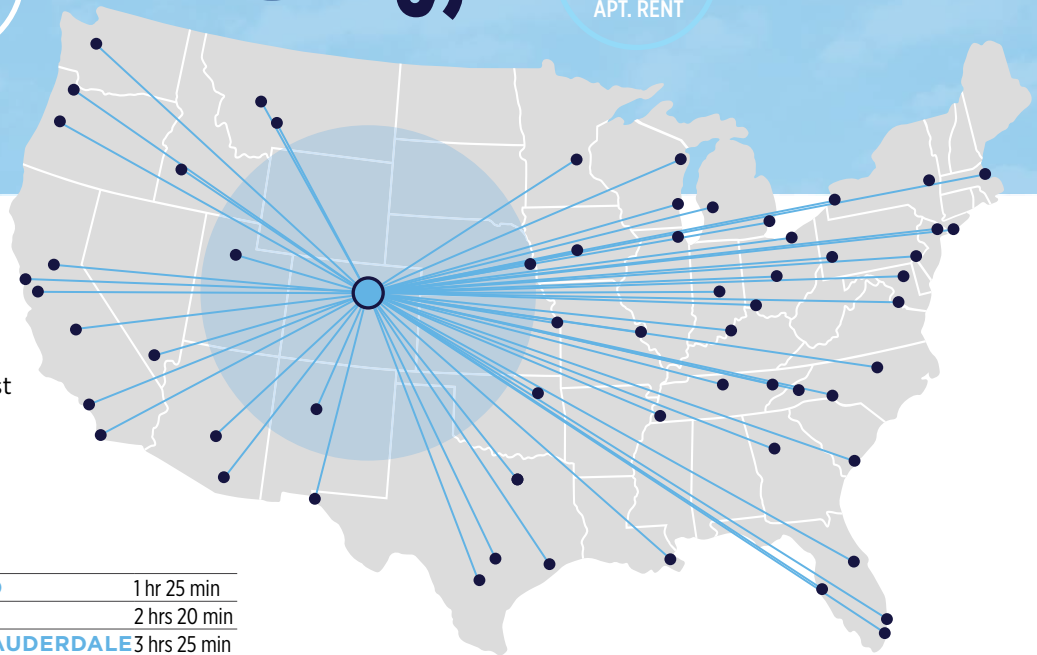
# CULTURE SPORTS



# & MORE

# CONNECTION

With Denver's central location, it has reasonable flight times to the west coast hubs and east coast centers.



## NONSTOP DESTINATIONS\*

See full list at [nsflight.com](http://nsflight.com)

ALBANY	3 hrs 10 min
ALBUQUERQUE	55 min
ASHEVILLE	2 hrs 25 min
ATLANTA	2 hrs 25 min
AUSTIN	1 hr 40 min
BALTIMORE	2 hrs 55 min
BOISE	1 hr 30 min
BOSTON	3 hrs 25 min
BOZEMAN	1 hr 20 min
BUFFALO	2 hrs 50 min
CHARLESTON	2 hrs 50 min
CHARLOTTE	2 hrs 45 min
CHICAGO	1 hr 50 min
CINCINNATI	2 hrs 10 min
CLEVELAND	2 hrs 20 min
COLUMBUS	2 hrs 15 min
DALLAS	1 hr 30 min
DES MOINES	1 hr 15 min
DETROIT	2 hrs 15 min

EL PASO	1 hr 25 min
EUGENE	2 hrs 20 min
FORT LAUDERDALE	3 hrs 25 min
FRESNO	2 hrs
GRAND RAPIDS	2 hrs
GREEN BAY	1 hr 50 min
HELENA	1 hr 30 min
HOUSTON	2 hrs
INDIANAPOLIS	2 hrs
KANSAS CITY	1 hr 10 min
KNOXVILLE	2 hrs 20 min
LAS VEGAS	1 hr 25 min
LOS ANGELES	1 hr 55 min
LOUISVILLE	2 hr 5 min
MEMPHIS	1 hr 50 min
MIAMI	3 hrs 25 min
MILWAUKEE	1 hr 50 min
MINNEAPOLIS	1 hr 30 min
NASHVILLE	2 hrs 5 min

NEW ORLEANS	2 hrs 10 min
NEW YORK	3 hrs 15 min
NEWARK	3 hrs 10 min
OAKLAND	2 hrs 5 min
OMAHA	1 hr
ORLANDO	3 hrs 10 min
PHILADELPHIA	3 hrs
PHOENIX	1 hr 25 min
PITTSBURGH	2 hrs 30 min
PORTLAND	3 hrs 20 min
RALEIGH/DURHAM	2 hrs 50 min
SACRAMENTO	2 hrs 5 min
SALT LAKE CITY	1 hr 5 min
SAN ANTONIO	1 hr 40 min

SAN DIEGO	1 hr 55 min
SAN FRANCISCO	2 hrs 10 min
SAN JOSE	2 hrs 10 min
SEATTLE	2 hrs 30 min
ST. LOUIS	1 hr 40 min
TAMPA	3 hrs
TUCSON	1 hr 35 min
TULSA	1 hr 15 min
WASHINGTON	2 hrs 50 min

+ OVER 120 DOMESTIC AND 20 INTERNATIONAL FLIGHTS NOT SHOWN

DENVER'S INTERNATIONAL AIRPORT IS THE 6TH BUSIEST IN THE WORLD<sup>12</sup>

180 DOMESTIC & INTERNATIONAL DESTINATIONS FROM DENVER

DEN SERVES 69 MILLION PASSENGERS ANNUALLY

# :GROWING COMPANIES CHOOSE DENVER

Denver's economy is built on a diverse mix of industries and strategic focus. [Recent investment in the region includes:](#)



**HQ TO DENVER**  
Moved HQ and 2500 employees to Denver



**13M ft<sup>2</sup>**  
13M ft<sup>2</sup> and 4,000 employees



**200 JOBS**  
New office in Denver with 200 employees



**800 JOBS**  
800 employees, its 4th largest office in nation



**200 JOBS**  
200 new employees by the end of 2020



**300 JOBS**  
300 employees, expects to double within 2 years



**200 JOBS**  
Plans to add 200 employees over 3 years



**160 JOBS**  
160 employees, plans to continue Denver growth



**200K ft<sup>2</sup>**  
200K ft<sup>2</sup> and 1500 employees



**500 JOBS**  
Expanding office to Denver, 500 employees



**500 JOBS**  
500 experienced software engineer jobs



**100 JOBS**  
New office in Denver, plans to add 100 jobs

**\$2.5B RAISED BY COLORADO TECH STARTUPS IN 2019**

**COLORADO RANKED #1 FOR WOMEN ENTREPRENEURS<sup>11</sup>**

**5TH FASTEST-GROWING TECH LABOR POOL WITH 28K TECH JOBS OVER THE PAST 5 YEARS<sup>1</sup>**

## :STRATEGIC SECTORS<sup>13</sup>



### SOFTWARE

- The region has the seventh highest employment concentration in IT-software in the nation, employing 3.2 percent of the region's total employment base.



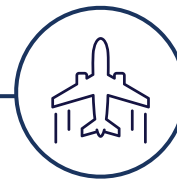
### DIGITAL & BROADBAND

- It is the fifth-largest broadband & digital communications employment center in the nation, with more than 43,800 workers at 4,010 companies.



### AEROSPACE

- With the nation's second-largest aerospace economy, Colorado is an aerospace leader and a premier location for companies conducting aerospace-related activities.



### AVIATION

- The nine-county region is home to 23,000 aviation employees in 870 companies. Between 2014 and 2019, aviation employment rose 30.8 percent, compared with 16.6 percent nationally



### BIOSCIENCES

- The bioscience industry in the nine-county region is home to almost 17,000 workers in 840 companies.

## SOURCES

<sup>1</sup> 2020 Scoring Tech Talent, cbre.us; <sup>2</sup> C2ER, coli.org; <sup>3</sup> Cushman and Wakefield Denver Office MarketBeat Report Q2 2020; <sup>4</sup> Cushman and Wakefield Denver Industrial MarketBeat Report Q2 2020; <sup>5</sup> Zillow.com; <sup>6</sup> Statisticalatlas.com; <sup>7</sup> Statista.com; <sup>8</sup> The Business Journals, bizjournals.com; <sup>9</sup> nsflights.com; <sup>10</sup> Community for Accredited Online Schools, accreditedschoolsonline.org; <sup>11</sup> FitSmallBusiness, fitsmallbusiness.com; <sup>12</sup> U.S. Chamber of Commerce Foundation, uschamberfoundation.org; <sup>13</sup> MetroDenverEDC, metrodenver.org;